

IEC Appliance Inlet C20 with Circuit Breaker TA35 1-pole



Rocker black
Lettering white, non-illuminated
Snap-in mounting from front side



Rocker red
illuminated
Snap-in mounting from front side



Rocker green
illuminated
Snap-in mounting from front side



70° C

See below:
[Approvals and Compliances](#)

Description

- Panel mount :
Snap-in version front side
- 2 Functions :
Appliance Inlet Protection class I , Circuit breaker type TA35 1-pole
- Quick connect terminals 6.3 x 0.8 mm

Characteristics

- Unwired
- Switch non-illuminated or illuminated
- Suitable for use in equipment according to IEC/UL 62368-1

Other versions on request

- Pre-wired version
- Quick connect terminals 4.8 x 0.8 mm
- Protection class II, 70°C

References

Alternative: version for 10 A (15 A) [6135](#)
Substitute for type [1624-K](#)

Weblinks

[pdf data sheet](#), [html datasheet](#), [General Product Information](#), [Approvals](#), [Distributor-Stock-Check](#), [Accessories](#), [Detailed request for product](#)

Newly available variants corresponding to V-Lock mating cordset. The connector is equipped with a notch intended for use with the latching cordset. The cord latching system prevents against accidental removal of the cordset.

Technical Data

Ratings IEC	16 A / 250 VAC; 50 Hz
Ratings UL/CSA	20 A / 250 VAC; 60 Hz
Dielectric Strength	> 2.5 kVAC between L-N > 3 kVAC between L/N-PE (1 min/50 Hz)
Allowable Operation Temperature	-25 °C to 60 °C
IP-Protection	front side IP40 acc. to IEC 60529
Protection against electric shock	Suitable for appliances with protection class I acc. to IEC 61140
Terminal	Quick connect terminals 6.3 x 0.8 mm
Panel Thickness S	Snap-in: 1.5/2/2.5 mm
Material: Housing	Thermoplastic, black, UL 94V-0

Appliance inlet/-outlet	C20 acc. to IEC 60320-1, UL 60320-1, CSA C22.2 no. 60320-1 (for cold conditions) pin-temperature 70 °C, 16 A, Protection Class I
Circuit Breakers	Acc. IEC/EN 60934, UL 1077, CSA 22.2 no. 235 1-pole rocker switch, illuminated or non-illuminated. Conditional short circuit Inc: 2000 A

Approvals and Compliances




Detailed information on product approvals, code requirements, usage instructions and detailed test conditions can be looked up in [Details about Approvals](#)

SCHURTER products are designed for use in industrial environments. They have approvals from independent testing bodies according to national and international standards. Products with specific characteristics and requirements such as required in the automotive sector according to IATF 16949, medical technology according to ISO 13485 or in the aerospace industry can be offered exclusively with customer-specific, individual agreements by SCHURTER.

Approvals




The approval mark is used by the testing authorities to certify compliance with the safety requirements placed on electronic products.

Approval Reference Type: 6136

Approval Logo	Certificates	Certification Body	Description
	VDE Approvals	VDE	Certificate Number: 40025196
	UL Approvals	UL	UR File Number: E96454
	CCC Approvals	CCC	CCC Certificate Number: 2015180204000153

Product standards

Product standards that are referenced

Organization	Design	Standard	Description
	Designed according to	IEC 60320-1	Appliance couplers for household and similar general purposes
	Designed according to	UL 60320-1	Standard for Attachment Plugs and Receptacles
	Designed according to	CSA C22.2 no. 60320-1	General Use Receptacles, Attachment Plugs, and Similar Wiring Devices







Application standards

Application standards where the product can be used

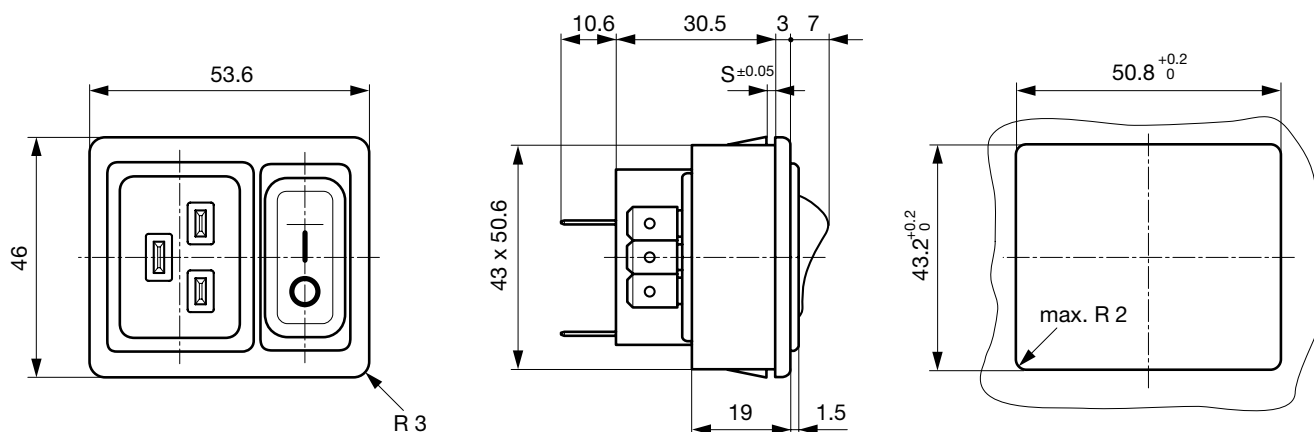
Organization	Design	Standard	Description
	Suitable for applications acc.	IEC/UL 62368-1	Audio/video, information and communication technology equipment - Part 1: Safety requirements

Compliances

The product complies with following Guide Lines

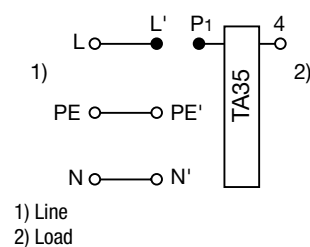
Identification	Details	Initiator	Description
	CE declaration of conformity	SCHURTER AG	The CE marking declares that the product complies with the applicable requirements laid down in the harmonisation of Community legislation on its affixing in accordance with EU Regulation 765/2008.
	UKCA declaration of conformity	SCHURTER AG	The UKCA marking declares that the product complies with the applicable requirements laid down in the British Amendment of Regulation (EC) 765/2008.
	RoHS	SCHURTER AG	Directive RoHS 2011/65/EU, Amendment (EU) 2015/863
	China RoHS	SCHURTER AG	The law SJ / T 11363-2006 (China RoHS) has been in force since 1 March 2007. It is similar to the EU directive RoHS.
	REACH	SCHURTER AG	On 1 June 2007, Regulation (EC) No 1907/2006 on the Registration, Evaluation, Authorization and Restriction of Chemicals 1 (abbreviated as "REACH") entered into force.
		SCHURTER AG	V-Lock system are based on a matching plug-dose combination. The connector is equipped with a notch intended for use with the latching cordset. The cord latching system prevents against accidental removal of the cordset.

Dimensions [mm]

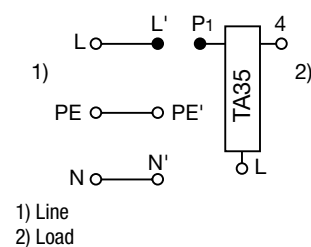


Diagrams

Non-illuminated



illuminated (connection N' to L)



Effect of ambient temperature

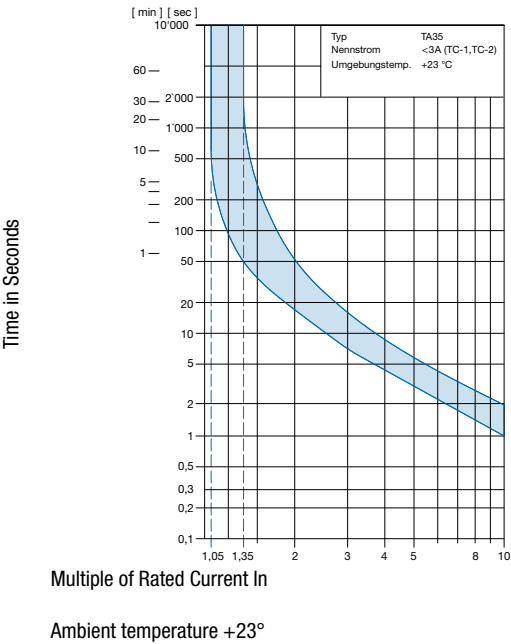
The units are calibrated for an ambient temperature of +23°C. To determine the rated current for a lower or higher ambient temperature, use a correction factor (typical value) from the table below:

Ambient Temperature [°C]	Correction factor
-25	0.79
-20	0.81
0	0.90
+23	1.00
+40	1.03
+50	1.04
+60	1.06

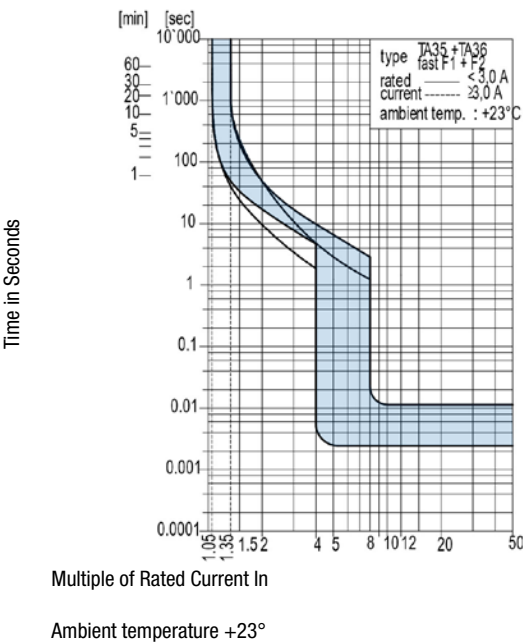
Example: Rated current at +23°C 10 A, Ambient temperature +60°C, Correction factor 1.06, Chosen rated current at +60°C, ambient temperature: 10 A x 1.06 = 10.6 A

Time-Current-Curves

Tripping Characteristics thermal $I_n < 3\text{ A}$



Tripping Characteristics thermal magnetic fast acting



Order number key

Configuration code TA35

Type	Configuration code TA35											
6136	C	F	T	W	F	1	2	0	C	0	- 000	- 1 1 1 1 - 1000

No other features

Rated current I_n (A)

I_n	Code	I_n	Code
1,0	J10	8,0	080
2,0	J20	10,0	100
4,0	040	12,0	120
5,0	050	15,0	150
6,0	060	16,0	160
		20,0	200*


Other rated currents on request

*) UL / CSA only

Rocker legend

Surface	Illustration	Colour of print	Position of the rocker legend e.g. F
F embossed			
H printed		white	
K printed		black	
L printed		white	
M printed		black	

Other legends on request



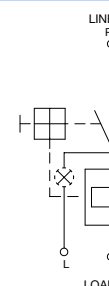
Colours

	Switch front	Rocker non-illuminated	illuminated
W	black	white	—
B	black	black	—
3	black	—	red transparent
4	black	—	green transparent
6	black	—	orange transparent

Other colours on request

Number of switched poles
Number of protected poles

1-pole
1



Switch without illumination

CFT

Switch illuminated 240 V
120 V

C2F
C4F

Other versions on request

Configuration code (Order example)

Type

6136

Configuration code TA35

C F T W F 1 2 0 C 0 - 000 -

1 1 1 1 -

1000

Colour

0 Black

1 White

Cord Retention

0 Without

1 V-Lock

Mounting

2 Snap-in s = 1.5 mm

3 Snap-in s = 2.0 mm

4 Snap-in s = 2.5 mm

Terminal PE

1 Quick connect terminals 6.3 x 0.8 mm

Terminal N

1 Quick connect 6.3 x 0.8 mm

Terminal L

1 Quick connect 6.3 x 0.8 mm

4 Wire connection to circuit breaker

Variants

Rated Current CBE [A]	Rocker colour	Illumination	Diagram	Mounting	V-Lock	Internally wired	Order Number
15	green transparent	illuminated 120 V	1-pole	Snap-in 2.0mm		●	3-129-802
16	green transparent	illuminated 240 V	1-pole	Snap-in 2.0mm		●	3-110-955
10	red transparent	illuminated 240 V	1-pole	Snap-in 2.0mm			3-100-765
15	black	non-illuminated	1-pole	Snap-in 1.5mm			6136.0137.0210
20	black	non-illuminated	1-pole	Snap-in 1.5mm			6136.0138.0210
20	black	non-illuminated	1-pole	Snap-in 2.0mm			6136.0138.0310
20	black	non-illuminated	1-pole	Snap-in 2.5mm			6136.0138.0410

Availability for all products can be searched real-time: <https://www.schurter.com/en/info-center/support-tools/stock-check-distributors>

Packaging unit15 Pcs

Mating Outlets/Connectors

Category / Description



[Connector Overview complete](#)

4795, Mounting: Power Cord, Cable Connector: IEC C19	4795
4790, Mounting: Power Cord, Screw Connector: IEC C19	4790



Power Supply Cord Overview complete

Cord Sets 16 A, Europlug, 2.5 m, Connector IEC C19, H05VV-F3G1.5, black	6004.0395
Cord Sets 16 A, Interconnection, 1.0 m, Connector IEC C19, H05VV-F3G1.5, black	6020.0392
Cord Sets 16 A, Interconnection, 2.0 m, Connector IEC C19, H05VV-F3G1.5, black	6020.0394
Cord Sets 16 A, North America, 2.5 m, Connector IEC C19, SJT 3x14 AWG, black	6009.5195

Mating Outlets/Connectors shuttered



Connector Overview complete

4799, Mounting: Power Cord, Cable Connector: IEC C19	4799
--	------



Power Cord Overview complete

VAC19KS, Overview, V-Lock cord retaining, diverse Connector IEC C19, diverse, black	VAC19KS
---	---------